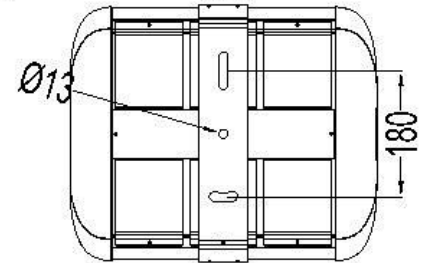
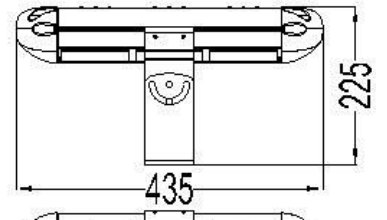
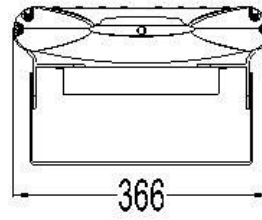
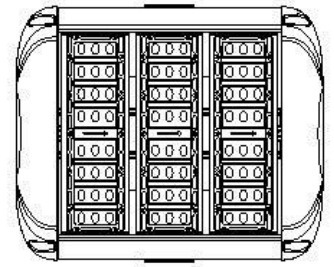




# TECHNICAL DATA SHEET



**NAME:** LED Flood Light

**P/N:** EXT-FL-150W

**Extreme LED lightz**

[www.extremeledlightz.ca](http://www.extremeledlightz.ca)

E-mail: [extremeledlightz@gmail.com](mailto:extremeledlightz@gmail.com)

Tel: 1-(403) 318-8954



# TECHNICAL DATA SHEET

## Advantage

- CE RoHS UL CUL certificate
- CREE Chip, high CRI
- Warm / Natural / Cool / Cold white
- Mean Well IP65 driver, input voltage AC100-277V
- Can be with 140\*60°, 60° and 25° lens
- No UV or IR in the beam
- Easy to install and operate
- Energy saving, long service life
- Light is soft and uniform, safe to eyes



## Application

1. Factory floor, libraries, square, park;
2. Supermarkets, railway stations;
3. Convention and exhibition center, exhibition hall, warehouse;
4. Advertising lighting, etc.

**Extreme LED lightz**

[www.extremeledlightz.ca](http://www.extremeledlightz.ca)

E-mail: [extremeledlightz@gmail.com](mailto:extremeledlightz@gmail.com)

Tel: 1-(403) 318-8954



# TECHNICAL DATA SHEET

<b>PRODUCT SPECIFICATIONS</b>				
Product name	LED Flood Light			
Part No	EXT-FL-150W			
Light Type	Flood Light			
Dimension	435*366*225mm			
<b>Technical Characteristic</b>				
Color	Warm white	Natural white	Cool white	Cold white
Color temperature	2700-3000K	4000-4250K	6000-6500K	7000-8000K
CRI	>80	>70	>70	>70
Lumen	12000LM	13500LM	15000LM	14700LM
Lumen Efficacy	80LM/W	90LM/W	100LM/W	98LM/W
Input Power	150W			
Viewing Angle	140*60 Degree			
Input Voltage	AC100-277V 50/60Hz			
Driver model	MW-HLG-185H-42A			
PFC	>0.9			
Waterproof Rating	IP65			
<b>MATERIALS</b>				
LED Brand	Cree			
LED Type	XTE,1-5W			
LED QTY	72 PCS			
Housing	Aluminum			
Housing color	Silver			
LED Module number	3			
<b>OTHERS</b>				
Operating Temperature	-20°C TO 45°C			
Operating Humidity	20%-90% RH			
Storage Temperature	-30°C TO 80°C			
Storage Humidity	10%-95%			
Application	Outdoor/Indoor			
Environment Protection	RoHS			
Safety Certification	CE, UL, CUL			
Warranty Time	5 Years			

**Extreme LED lightz**

www.extremeledlightz.ca

E-mail: extremeledlightz@gmail.com

Tel: 1-(403) 318-8954



# TECHNICAL DATA SHEET

## Notice For User

- Please turn off power before install or change assembly parts.
- The input voltage and lamps should be matched, after connecting the power line, please make sure the wiring section is insulated.
- All flood light during installation and in use should not be put with glass cover vertically upside.
- No-professionals, must not install and disassemble the lamps.

## Trouble Shootings

Troubles	Check points
Flickering of the lamps	Turn off the power and turn on again in 3 minutes. If same phenomena occur, then call agencies
Out of working	Please check the connection